

DISASTER RECOVERY PREPAREDNESS BENCHMARK SURVEY

PRELIMINARY RESULTS REPORT 2013

3 in 4 Companies at Risk, Failing to Prepare for Disaster Recovery



This report presents initial results from the Disaster Recovery Preparedness online benchmark survey. Launched in July 2013, results so far show the dismal state of DR preparedness of companies worldwide.

Using a common grading system from A (the best) to F (the worst) 72% of survey participants, or nearly 3 out of 4 companies worldwide, are failing in terms of disaster readiness scoring ratings of either a D or F grade. Only 28% scored an A, B or C passing grade, with the remaining 72% of respondents at risk. This report presents initial DR Preparedness benchmark trends for a mix of companies large and small that have taken the survey so far.

FAIL

3 out of 4 companies **FAIL** to make the grade for Disaster Recovery Preparedness

Based on the initial results of this landmark Disaster Recovery Preparedness Survey at www.drbenchmark.org, most companies worldwide are putting their business operations at risk by not being properly prepared to recover their IT systems in the event of a disaster. The results so far indicate a significant gap in disaster recovery preparedness that does not bode well for businesses that typically depend on their IT systems to survive and thrive in today's marketplace.

RISK

The vast majority of companies of all sizes are not prepared to recover critical IT systems in the event of a disaster.

Nearly 3 out of 4 at risk of failing to recover from Disaster/Outage

51% **F**

21% **D**

21% **C**

7% **B**

0% **A**

LOSS

The cost of losing critical applications has been estimated by experts at \$5,000 per minute.

1/3 lost critical Apps for hours

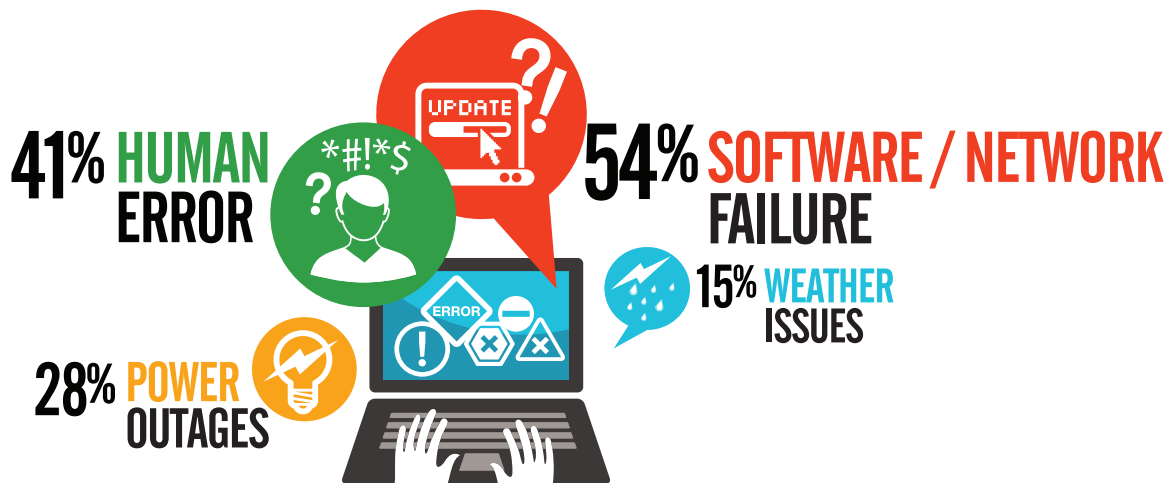
 36% lost critical apps, VMs, critical data files for hours

 11% of the companies lost these for days

ERROR

The question is not if a disaster could happen, but when it will occur, and how prepared you are for that scenario.

Human error and software/hardware failures are the biggest cause of Outage/Data Loss



STRUGGLE

Compliance reporting for DR is clearly an area ripe for automation.

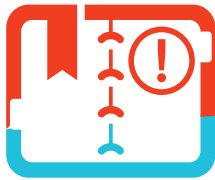
Most struggle with DR compliance reporting

-  70% of companies need to produce DR reports for things such as compliance
-  60% of responding companies find compliance reporting overly difficult, manual and expensive
-  50% have to manually create DR reports


**SHORT
COMINGS**

DR planning is an imperfect science clouded with uncertainty and risk.

Disaster Recovery planning falls short



60% of those who took the survey do not have a fully documented DR plan



40% said their DR plan did not prove useful in their worst DR event

**NO
TESTS**

Without testing and verification of DR plans, most companies really have no idea as to whether they can fully recover their IT systems in the event of a disaster or extended outage.

Majority rarely, if ever, test their Disaster Recovery plans



50% of respondents test DR plans only once or twice a year



13% never test their DR Plans

**FAIL
OWN
TESTS!**

This echoes our grading system finds that 3 out of 4 companies, even with a DR plan, are not prepared to recover from a major outage or disaster.

When companies do test their DR plans, 70% do not pass their own tests!



1/2 of those who test DR plans don't even document the results of their tests



Only 1/3 of those who test can achieve committed SLAs



Only 1 in 4 of those who fail their DR testing, actually re-test as follow up

**NO SKILL
NO \$\$\$
NO TIME**

For DR preparedness to improve, companies must automate processes to overcome the high cost in time and money of verifying and testing their DR plans.

Most do not have the skills, time or money to test their DR preparedness

17% **TOO EXPENSIVE**
TO TEST



61% **NO SKILLS**
TO TEST

37% **NO TIME**
TO TEST



35% **\$5K - \$50K**
TO TEST

The Disaster Recovery Preparedness Council will be publishing a “State of Disaster Recovery Preparedness” Annual Report later this year based on the results of its Benchmark Survey. Company IT management is encouraged to take the survey at www.drbenchmark.org. Participants receive immediate feedback in the form of a DR Preparedness grade from A through F, and a follow up email to benchmark their responses compared with all others who have participated in the survey.

The DRPB survey provides a benchmarking score from 0-149 that measures the implementation of IT DR best practices. DRPB benchmarking scores parallel the grading system familiar to most students in North America whereby a score over 119 is an A or superior grade; 103 to 118 is a B or above average grade; 70-79 87 to 102 is a C or average grade and 71-86 is a D or unsatisfactory grade. Below 70, rates as an F, or failing grade.



The IT Disaster Recovery Preparedness (DRP) Council has been formed by IT business, government and academic leaders to address the issue of disaster recovery of systems in IT environments. Its mission is to increase DR Preparedness awareness, and improve DR practices. To help achieve that goal the Council has developed an online IT Disaster Recovery Preparedness Benchmark survey. The survey is designed to give business continuity, disaster recovery, compliance audit and risk management professionals a measure of their own preparedness in recovering critical IT systems.

**Take the benchmark survey:
www.drbenchmark.org**

